Паспорт изделия

LANMASTER wall mounting 50-pair 110 wiring block with wall mounting brackets and connecting blocks



Product Code: LAN-WS110-50FT

LANMASTER wall mounting 50-pair 110 wiring block with wall mounting brackets and connecting blocks

Description

50-pair 110 wiring block is designed for terminating cables of various SCS subsystems on it and connecting network equipment to each other with jumpers or patch cords.

To streamline cable flows and ease of maintenance it is recommended to install LANMASTER cable managers with or without wall mounting brackets together with wiring blocks.

The kit includes:

- Wiring block - 1 pc.
- 4-pair connecting block - 10 pcs.
- 5-pair connecting block - 2 pcs.
- Label holder - 1 pcs.
- Paper strip for labeling - 1 pcs.
- Mounting screw – 2 pcs.
- Nut – 2 pcs.

The main advantage of 110 wiring blocks is the ability to connect each individual pair which provides a flexible configuration of the SCS.

Mounted on the wall with plastic mounting brackets.
Brackets can be removed if needed.

For this:

1. Unscrew the screw that secures the bracket
2. Release two latches with a little effort on the bracket
3. Remove the bracket
4. Remove the rest of the brackets in the same way

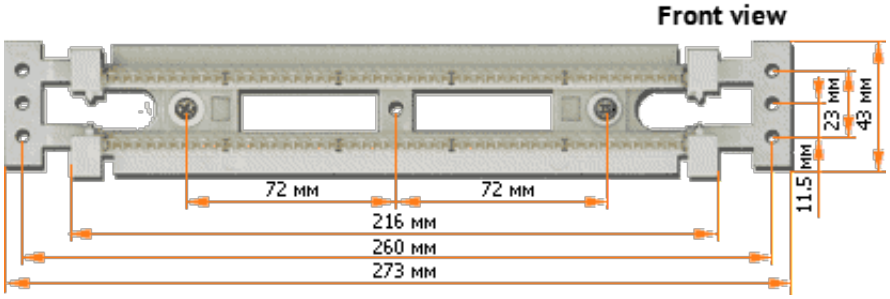



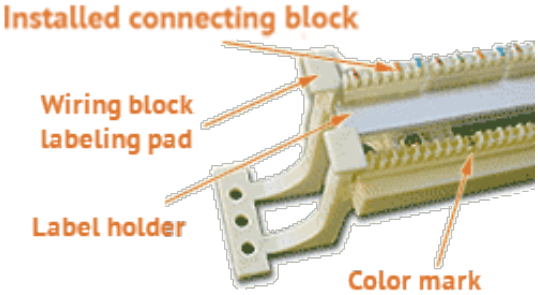

Wiring block has labeling pads.

The grooves into which the wires are placed have color marks every 5 pairs for ease of installation.

Model range

LAN-WS110-50FT	LANMASTER wall mounting 50-pair 110 wiring block with wall mounting brackets and connecting blocks

Product descriptions are listed according to the available information at the time of publication. Product specifications can be changed without advanced notification. More detailed and exact information can be obtained from the official partners and distributors of LANMASTER.